

BALE GUARD®

Straw and Hay bale Protection Cover



The **BaleGuard®** protective cover provides reliable protection of your harvest from the weather during outdoor storage throughout the year. Its water drainage capacity and UV stability ensure long-term use and consistently high harvest quality.

The **BaleGuard®** protective cover is suitable for long-term outdoor storage of round and square bales and thus offers a cost-effective alternative to indoor storage.

Color: green

Material: Polypropylene Stapel nonwoven

Weight: ca. 140 g/m²

Available sizes in m: 9,8 x 12,5 / 9,8 x 25 / 10,4 x 12,5 / 10,4 x 25 / 12 x 25 / 13 x 25 / 15,6 x 25



UV-stable



Weather-resistant



Tear-resistant




Respiration-active



Installation Guide-
lines on page 2

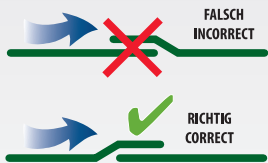


Verlegeanleitung | Installation Guidelines



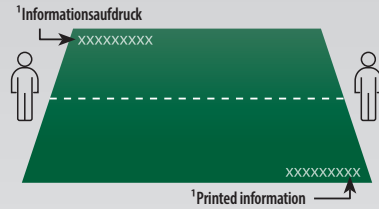
Die Miete idealerweise in Nord-Süd-Ausrichtung positionieren. Dies sorgt für ideale Belüftungsbedingungen und erhöht zudem die Sonneneinstrahlung auf die Stroh- und Heuballen.

Position the stack ideally in a north-south orientation. This provides ideal ventilation conditions and also increases the incidence of sunlight on the bales of straw and hay.



Überlappung der Gewebepanzen mind. 25 cm (in stark windanfälligen Gebieten mind. 35 cm), entsprechend der Hauptwindrichtung.

Overlap the fabric sheets with a minimum of 25 cm (in heavy wind-prone areas min. 35 cm), according to the main wind direction.



Beachten Sie die aufgedruckte Information¹ und platzieren Sie das Vlies entsprechend dem Hinweis

Pay attention to the printed information¹ and place the fabric according to the note

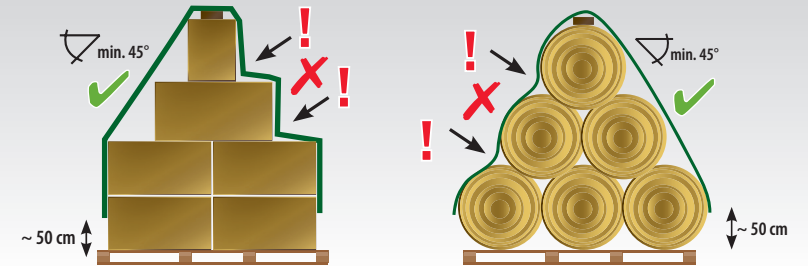


Vlies so verlegen, dass die Nähte entweder quer zur Mietenachse oder entlang des Firstes verlaufen.

The fabric is to be used in such way that the seams are either at a 90° angle to the ridge or along the ridge.


Dachflächenneigung min. 45°
Vlies straff spannen und mit Befestigungsnägeln oder Silosäcken fixieren, Abstand zum Boden ca. 50 cm

Cover with a "roof" sloping by min. 45°
Tighten the fabric firmly and fix with fastening nails or silo bags, Distance to the ground approx. 50 cm



Ballen 25 cm über dem Boden (z. B. auf Paletten) lagern, um das Eindringen von Regenwasser zu vermeiden und die natürliche Belüftung zu verbessern

Store bales 25 cm above the ground (e.g. on pallets) to prevent rainwater infiltration and improve natural ventilation.



Empfohlene Abstände der Mieten:
zu Bäumen, Gebäuden etc.: 8–10 m
zu anderen Mieten: 3–5 m

Schattige Standorte (z. B. unter Bäumen) sind für die Lagerung von Strohballen nicht geeignet.

Recommended distance of the stacks:
to trees, buildings etc.: 8–10 m
from other stacks: 3–5 m

Shady sites (i. e. below trees) are not eligible for storing straw bales

